

## Tonga Fan Foam Hand paper model Page 1 of 1

Print on normal printer paper fold & glue.

Get more desktop toys to go with this Foam Hand from [www.matica.com](http://www.matica.com)



1.




2.



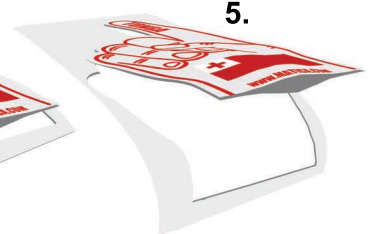
3.



4.



5.




All other teams available for download at <http://www.matica.com>

### related toys:

- Arm chair
- Sofa
- flag cushions
- Beer can
- Beer bottle
- Soda can
- Bar fridge
- TV and stand
- Coffee table
- Pinball Table
- Arcade Machine



6.



7.



Cut roughly around required size, then fold along middle line and cut both sides at once. Glue as shown in Pink then blow into the model to create space for your finger.